





















































Year 1	Collage- Mixed Media		
Prior Learning	Know and understand	Learning Objectives	
<p>Exploring Textures</p>  	<ul style="list-style-type: none"> • Collages can be created using a variety of different materials. • Mixed media (technique) when a variety of different textures and materials are used. Can use paper, wool, newspaper, photographs, bubble wrap and/or wire to create a 3D effect. • Kurt Schwitters collected broken and discarded materials he found on the streets and arrange them into works of art. • Karla Reid is a multi media collage artist specializing in colourful large scale figurative paintings. 	<ul style="list-style-type: none"> • To appreciate and discuss the work of great artists. • To collect, sort and arrange materials according to colour, texture. • To fold, crumple, tear and overlap materials. • To use sketchbooks to design collage creations. • To arrange and glue materials on to a background. • To use a combination of materials inc. photocopied material, fabric, plastic, tissue, magazines, crepe paper. 	
Key Vocabulary	Reference Images		Artist Reference
<p>Collage- Art in which bits and pieces of paper and fabric have been pasted onto a 2D surface.</p> <p>Mixed Media- a term used to describe artworks composed from a combination of different media or materials.</p> <p>Layers- An amount of something that overs the surface.</p> <p>Organic shapes- shapes that are irregular and imperfect. Naturally these shapes will all be slightly different from one another.</p> <p>Background- The part of a picture that is behind the main things or people.</p>	    		 <p>Karla Reid www.karlareidart.com</p>  <p>Kurt Schwitters</p>

Year 2	Collage- Painting with Paper		
Prior Learning	Know and understand	Learning Objectives	
<p>Mixed Media</p> 	<ul style="list-style-type: none"> • Collage has been around for a very long time. • The term collage was made up by both Georges Braque and Pablo Picasso in the beginning of the 20th century when collage became a distinctive part of modern art. • Know about the work by Megan Coyle. 	<ul style="list-style-type: none"> • To appreciate and discuss the work of collaging artists. • To experiment with a range of collage techniques such as tearing, overlapping and layering to create images and represent textures. • To cut and tear organic and geometric shapes. • To collect, sort and arrange materials according to colour or texture. • To use sketchbooks to design collage creations. 	
Key Vocabulary		Reference Images	Artist References
<p>Collage- Art in which bits and pieces of paper and fabric have been pasted onto a 2D surface.</p> <p>Organic shapes- shapes that are irregular and imperfect. Naturally these shapes will all be slightly different from one another.</p> <p>Tissue- A piece of thin paper.</p> <p>Crêpe paper- thicker than tissue paper and has more texture (it's more wrinkly), and these qualities help the fringe to stay up better when it is.</p> <p>Layer- An amount of something that overs the surface.</p> <p>Background- The part of a picture that is behind the main things or people.</p> <p>Organic-shapes, often curvilinear in appearance, that are similar to those found in nature, such as plants, animals, and rocks.</p> <p>Geometric shapes- Any shapes and based on math principles, such as a square, circle, and triangle.</p> <p>Painting with paper technique (Megan Coyle)- Called "painting with paper" because she makes collages look like paintings by manipulating pieces of paper. Only uses a pair of scissors, acid-free glue sticks, and magazine strips to make each collage.</p>			<p>Megan Coyle</p>   <p>https://megancoyle.com/learn/middle-school/painting-with-paper/paper-technique/</p> <p>Eric Carle Illustrator</p>   <p>Eric Carle Museum- www.carlemuseum.org</p>

Year 3	Textiles- Weaving	
<p>Prior learning</p> <p>Painting with Paper</p> 	<p>Know and understand</p> <ul style="list-style-type: none"> • Weaving is a method of textile production in which two distinct sets of yarns or threads are interlaced at right angles to form a fabric or cloth. Other methods are knitting, crocheting, felting, and braiding or plaiting. • A God's eye (in Spanish, Ojo de Dios) is a spiritual and votive object made by weaving a design out of yarn upon a wooden cross. These shields were called God's Eyes because through them a god might keep a watchful eye over the people who made them. The four points of the crossed sticks represent earth, air, water and fire. 	<p>Learning Objectives</p> <ul style="list-style-type: none"> • To explore and discuss the work of weaving artists. • To experiment with weaving a range of different materials including paper, materials and threads. • To use sketchbooks to design weaving creations. • To create a 'Gods Eye' weave.
<p>Key Vocabulary</p>	<p>Reference Images</p>	<p>Artist Reference</p>
<p>Loom- A frame on which weaving is done.</p> <p>Warp and weft- the two basic components used in weaving to turn thread or yarn into fabric.</p> <p>Warp- The lengthwise or longitudinal yarns held stationary in tension on a frame or loom.</p> <p>Weft- The horizontal threads interlaced through the warp in a woven fabric.</p> <p>Selvedge- The edge on either side of the woven fabric so finished as to prevent ravelling.</p> <p>Fibre- A long thin thread of material.</p> <p>Yarn- Fibres such as wool, cotton or silk that have been twisted into long strands.</p> <p>Gods eye- Mexican weaving craft.</p>		<p>Jay Mohler Ojos de Dios</p>  <p>https://www.thisiscolossal.com/2015/07/the-gods-eyes-of-jay-mohler/</p>

Year 4	Collage- Mosaics	
<p>Prior Learning</p>	<p>Know and understand</p>	<p>Learning Objectives</p>
<p>Weaving</p> 	<ul style="list-style-type: none"> • A mosaic is a pattern or image made of small regular or irregular pieces of coloured stone, glass or ceramic, held in place by plaster/mortar, and covering a surface. • Mosaics are often used as floor and wall decoration and were particularly popular in the Ancient Roman world. • Mosaics originated in Ancient Greece. • Greeks were the first to make mosaics. They started by using pebbles and then also began to use cut stone with the pebbles. • The Romans then copied their method but used cut stone. 	<ul style="list-style-type: none"> • To appreciate and discuss the work mosaic artists. • To explore roles and purposes of artists from different cultures. • To explore use of colour and pattern to create a design. • To use sketchbooks to design mosaic creations. • To create a mosaic using tesserae.
<p>Key Vocabulary</p>	<p>Reference Images</p>	<p>Artist Reference</p>
<p>Mosaic- Pictures and patterns made from tiny pieces of coloured stone.</p> <p>Tesserae- Tiny stones or tiles used to make mosaics.</p> <p>Mortar-A type of cement used to stick their tesserae to the floor.</p> <p>Motif- A decorative image or design especially a repeated one forming a pattern.</p> <p>Pattern- A repeated decorative design.</p> <p>Geometric designs- A pattern made from rectangles, squares and circles.</p> <p>Border- A strip forming the other edge of something.</p> <p>Hardie- A tool used to cut stones for mosaics.</p>	<p>Greek Mosaic</p>   <p>Roman Mosaics</p>      <p>https://blog.mozaico.com/the-most-famous-mosaic-artists/</p>	<p>Emma Biggs</p>   <p>http://www.emmabiggsmosaic.net/</p>

Year 5	Collage- Quilling														
Prior Learning	Know and understand	Learning Objectives													
<p>Mosaics</p> 	<ul style="list-style-type: none"> • Quilling is an art known since the 15th century and is also called paper filigree. • It is believed to have been created by French and Italian nuns and used to decorate religious objects in an effort to save money. • Quilling starts with rolling a strip of paper into a coil and then pinching the coil into shapes that can be glued together. • Yulia Brodskaya is an artist and illustrator known for her elegant handmade and detailed paper illustrations. She graduated from the University of Hertfordshire in 2004. • Sena Runa is an Istanbul artist who started quilling art in 2015. 	<ul style="list-style-type: none"> • To appreciate and discuss the work of quilling artists. • To explore roles and purposes of artists from different cultures. • To collect visual information to help develop ideas using sketchbook. • To explore different quilling shapes. • To use sketchbooks to design a quilling collage. • To draw templates for final pieces. 													
Key Vocabulary	Reference Images		Artist Reference												
<table border="1"> <tr> <td data-bbox="120 845 264 986">Closed Loose Coils *</td> <td data-bbox="264 845 499 986"></td> </tr> <tr> <td data-bbox="120 986 264 1058">Open Coils *</td> <td data-bbox="264 986 499 1058"></td> </tr> <tr> <td data-bbox="120 1058 264 1134">Tight Coils *</td> <td data-bbox="264 1058 499 1134"></td> </tr> <tr> <td data-bbox="120 1134 264 1198">Wheatears *</td> <td data-bbox="264 1134 499 1198"></td> </tr> <tr> <td data-bbox="120 1198 264 1257">Alternate Side Looping *</td> <td data-bbox="264 1198 499 1257"></td> </tr> </table>	Closed Loose Coils *		Open Coils *		Tight Coils *		Wheatears *		Alternate Side Looping *		    		<table border="1"> <tr> <td data-bbox="1525 831 1865 1399"> <p>Yulia Brodskaya</p>  <p>Holi</p> <p>www.artyulia.co.uk</p> </td> <td data-bbox="1865 831 2186 1399"> <p>Sena Runa</p>  <p>www.senaruna.com</p> </td> </tr> </table>	<p>Yulia Brodskaya</p>  <p>Holi</p> <p>www.artyulia.co.uk</p>	<p>Sena Runa</p>  <p>www.senaruna.com</p>
Closed Loose Coils *															
Open Coils *															
Tight Coils *															
Wheatears *															
Alternate Side Looping *															
<p>Yulia Brodskaya</p>  <p>Holi</p> <p>www.artyulia.co.uk</p>	<p>Sena Runa</p>  <p>www.senaruna.com</p>														