


# What are we learning in Reception this week?

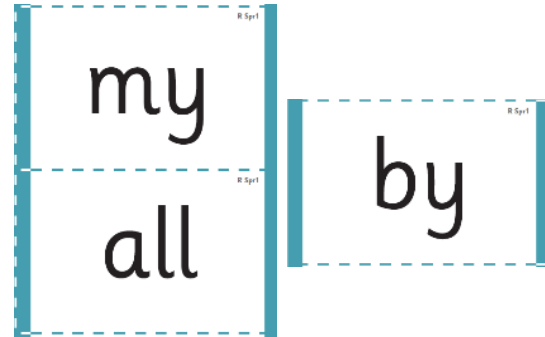
**PE KIT FOR FRIDAY! Shorts and t shirts please!**



Our structured story:  
Shu Lin's Grandpa

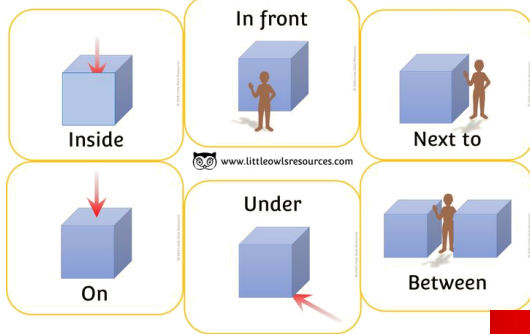


Tricky words of the week:



## Mathematics

This week we will identify directional language, listen to and follow directional language, compare two routes possibly using longer, shorter, nearer and further.



## Expressive Art & Design

We will be enhancing our home corner; creating Chinese paintings on big sheets of white paper; listening to Chinese music; holding the paintbrush properly like Shu Lin does.



## Communication, Language and Literacy

We will be developing our vocabulary and oracy skills by learning new language such as: *satchel, silent, dipped, splodges, surrounded, properly, strokes, scales*

We will ask questions about the book and make comments, share our own ideas and experiences.

## Understanding the World

Do you know anyone who is from a different country? How did you feel when you started school? Have you ever seen any Chinese paintings? Where in the world is China? Have you ever eaten Chinese food?

## Personal, Social & Emotional

Looking after our bodies in the cold weather! Ensuring we have appropriate clothing on to keep us warm. Doing zips up on our own. "Catch it, bin it, kill it!"

## Leader in Me

We will be talking about how we can be a leader when we get ready for school and when we arrive at school.

## Phonics boom reader



We will be learning: ur (fur), ow (owl), oi (oing), ear (ear)

We will learn to sound out and spell words containing these digraphs: fur, curl, cow, how, coil, soil, beard, near.

Please read at least 3 x per week with your child and add to Boom Reader.

## Physical Development



We will to continue to change with independence.



Dough disco, funky fingers, developing fine motor skills

Dance is delivered on Friday with a dinosaur theme.

Gymnastics is delivered on Monday with a focus on: 'high, low, over and under'



Grapheme	Catchphrase	Pronunciation phrase
ur	 <p data-bbox="403 758 672 829">curl the fur</p>	<p data-bbox="806 183 1108 534">Open your mouth in a relaxed way, push your tongue down and say <b>ur ur ur</b></p>
ow	 <p data-bbox="425 1460 649 1524">wow owl</p>	<p data-bbox="806 885 1075 1236">Open your mouth wide then move your lips together as you say <b>ow ow ow</b></p>

oi	 <p data-bbox="1512 758 1780 821">boing boing</p>	<p data-bbox="1915 199 2161 534">Make an 'o' with your mouth then move your lips out as you say <b>oi oi oi</b></p>
ear	 <p data-bbox="1456 1444 1836 1508">get near to hear</p>	<p data-bbox="1915 869 2184 1220">Smile with your lips apart, push your tongue to your teeth as you say <b>ear ear ear</b></p>