


What are we learning in Reception this week?

Individual Photos on Tuesday 24th

Our structured story:

Each Peach Pear Plum



Autumn Loose Parts

We would like to encourage the children to collect conkers, acorns, pine cones, leaves of all different colours for our provision!

Week
4

Phonics

We will be learning:



Please see below how to make pronounce the phrases.

Read at least 3 x per week with your child - log on Boom Reader!

Mathematics

We will continue to recognise the number of objects in a small group (without having to count them individually) and identify quantities.

We will play lots of games to help us become more confident in subitising.

Subitising is the ability to recognise a quantity without counting.

The vocabulary of more, less and equal will be used to describe quantities they can see and compare.

Communication, Language and Literacy

We will be developing our vocabulary and oracy skills by learning new language such as: spy, cellar, hunting, wicked, den, mangle, coal scuttle

Understanding the World

How many nursery rhymes do you know?

Which ones are your favourites? How many stories can you think of that have a wicked witch in them? Who has heard of Robin Hood? What did he do that was important? What is he famous for?

Expressive Art & Design

We will be creating repeated patterns by printing 'peaches' and 'plums'.

We will draw / paint an 'I spy' picture for our friends

Personal, Social & Emotional

We will be further continue in developing a good routine and becoming more independent by: self-registering in the morning, voting for a book and working with a learning partner. We will be building our resilience as we settle into Reception by taking turns as we get to know each other and make new friends.

Physical Development

We are working on our fine and gross motor skills.


Balls skills is delivered by our sports coach, "Miss S"
Remember to come in kit on Monday!

Gymnastics is delivered by Miss Yates/Mrs Warden.

Black shorts and t-shirts to change into on a Friday!




Pronunciation phrase	Initial/end sounds: What's in the box?	New GPC and mnemonic	Formation phrase
Pull your lips back and make the i sound at the back of your mouth i i i	insect invitation igloo iguana	i iguana 	Down the iguana and dot the leaf.
Open your lips a bit, put your tongue behind your teeth and make the nnnnn sound nnnnn	nurse nose nest net	n net 	Down, up and over the net.
Put your lips together and make the mmmm sound mmmm	moon marble monkey mouse	m mouse 	Down, up and over the mouse's ears.
Put your tongue to the top and front of your mouth and make a quick d sound d d d	dog door dinosaur duck	d duck 	Round the duck's body, up to its head and down to its feet.



Cut these out and practice at home!

i iguana



n net



m mouse



d duck

