

What are we learning in Reception this week?


PTA HAPPY BAGS to be handed in

Newspapers, catalogues & cardboard tubes: We're in need of newspapers, catalogues and large scale cardboard tubes for our provision e.g. carpet tubes/ poster tubes. Can you help?



Week
5

Our structured story:
What makes me a me?



1
2
3

Mathematics



We will be learning to use the standard list of number names in order and will reliably count each object only once. This is often referred to as the 'stable order' principle of counting.

HOME LEARNING:

<https://www.topmarks.co.uk/learning-to-count/gingerbread-man-game>

One of the best ways to learn number names is by singing fun songs with your child. These are some of our favourites counting songs:

Ants go marching - 5 little ducks - 1, 2 buckle my shoe - 5 little monkeys

Expressive Art & Design

We will be painting portraits of ourselves, looking in the mirror and using our class photo album. We will also be drawing pictures of all the things we like!

Communication, Language and Literacy

We will be developing our vocabulary and oracy skills by learning new language such as: berserk, exactly, lazybones, rooted, sleek, glow worm, similar, hitch

Understanding the World

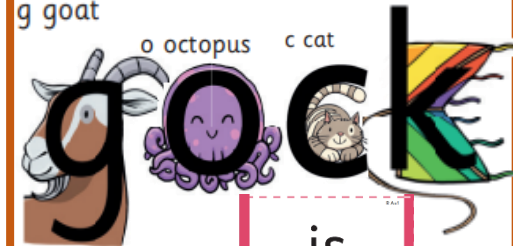
What makes you special? Have you ever seen a snail move? Do you know what a dinosaur is? Do you have any pets? Have you ever been for a walk in the woods? Have you seen a bird's nest? Do you know what a sports car is? What speed do they go? Do you have a favourite superhero? What is a volcano?

Personal, Social & Emotional

We are all different. We are all special. Have you ever wondered what makes you a you? Are you like a sports car, fast and whizzy? Are you like a tree, tall and strong? A snail perhaps? Our story this week is all about a boy who compares himself to many things, only to realise he is, in fact, like nothing else. He is special just the way he is. How are we all special in our own ways in Reception Class?

Phonics

We will be learning: k kite
g goat



Tricky words: is

Read at least 3 x per week with your child - log on Boom Reader!

Physical Development


We are developing our fine and gross motor skills.

HOME LEARNING:

Tear, rip, cut and stick leaves to make a picture of your favourite things



Pronunciation phrase	Initial/end sounds: What's in the box?	New GPC and mnemonic	Formation phrase
Give me a big smile that shows your teeth. Press the middle of your tongue to the top and back of your mouth; push your tongue down and forward to make the sound g g g	grapes glue glasses goat	g goat 	Round the goat's face and curl under its chin.
Make your mouth into a round shape and say o o o	orange otter ostrich octopus	o octopus 	All around the octopus.
Open your mouth into a little smile; make your tongue flat and move it up towards the top of your mouth to say c c c	car cup crown cat	c cat 	Curl around the cat.
Open your mouth into a little smile; make your tongue flat and move it up towards the top of your mouth to say k k k	kangaroo kettle ketchup kite	k kite 	Down the kite, up to the top corner and down to the bottom corner.



Cut these out!
You could go for a sound walk at home and find things in your house that begin with these sounds.
Post your pictures on Tapestry for us to see 😊

g goat



o octopus



c cat



k kite

