

# What are we learning in Reception this week?

**Parent/Carer lunches this week!**

Tricky words of the week:



Our structured story:  
**The Gingerbread Man**



## Mathematics

We will be learning to compare using language for length, thickness and weight, moving on from the more general language of big/bigger and small/smaller.

We will be using vocabulary such as: bigger/smaller, longer/taller, shorter, wider/fatter, thinner, heavier and lighter.

HOME LEARNING:

<https://www.topmarks.co.uk/learning-to-count/gingerbread-man-game>



## Communication, Language and Literacy

We will be developing our vocabulary and oracy skills by learning new language such as: leaped, scurrying, thundered, scampered, bleated, thistles, frolicked, riverbank, perhaps, smirked, scrambled and trotted

## Understanding the World

Have you ever baked? What utensils did you need to use? What is gingerbread? What is a fairy tale? What other fairy tales do you know? Have you ever been to a farm? Which farm animals do you know? Do you know what an apple orchard is? Have you ever seen or been to a river? What is a fox like? Do they know any other stories with a fox in?

## Personal, Social & Emotional



We will be talking and reflecting upon how we should work and play cooperatively as well as take turns. We are continuing to develop our responsiveness and helpfulness by tidying up after ourselves.

We say: "Choose it, use it, put it away!"

## Expressive Art & Design



We will be making scented gingerbread playdough and creating our own cardboard gingerbread characters using mixed media.

## Phonics

We will be learning:



Play this game at home:

<https://www.phonicsbloom.com/uk/game/match-cards?phase=2>

Read at least 3 x per week with your child - log on Boom Reader!





## Physical Development


We are developing our fine and gross motor skills.

HOME LEARNING:

Tear and rip tissue paper and/or cut and stick shapes to make a gingerbread collage!



Pronunciation phrase	Initial/end sounds: What's in the box?	New GPC and mnemonic	Formation phrase + catchphrase for digraphs
Open your mouth into a little smile; make your tongue flat and move it up towards the top of your mouth to say <b>c c c</b>	neck lock tick sock	ck sock 	<b>For c:</b> Curl round the heel of the sock. <b>For k:</b> Down the sock, up and across, back and down to the corner.  <b>Catchphrase:</b> ck Rock that sock!
Open your mouth wide and say <b>e e e</b>	egg elbow envelope elephant	e elephant 	Around the elephant's eye and curl down its trunk.
Open your mouth wide and say <b>u u u</b>	under (something under a table) upset umbrella	u umbrella 	Down and around the umbrella and back to the ground.
Show me your teeth to make a <b>rrrrr</b> sound <b>rrrrr</b>	rocket rabbit rice rainbow	r rainbow 	From the cloud to the ground and over the rainbow.



**Cut these out!**  
**You could go for a sound walk at home and find things in your house that begin with these sounds.**  
**Post your pictures on Tapestry for us to see 😊**

ck sock  


e elephant  


u umbrella  


r rainbow  
