

What are we learning in Reception this week?

We will be welcoming any leftover pumpkins after Half Term/ Halloween for our provision!


Tricky words of the week:

the

is

Week 7

Our structured story:
Pumpkin Soup



1
2
3

Mathematics



We will be using the language of heavier and lighter to compare mass or weight.

We will be exploring that bigger things might not be heavier.

HOME LEARNING:

Use interesting objects to compare the weights of, for example, "Which is heavier; an apple or a banana?"



Expressive Art & Design

We will have a go at some embroidery using Binca and large, blunt needles. We will draw/paint characters. We will mix warm colours, especially mixing the right colours for a pumpkin.



Communication, Language and Literacy

We will be developing our vocabulary and oracy skills by learning new language such as:

cabin, pipkin, slurp, quilt, embroidered, squabble, barrow, scoffed

Understanding the World



What is soup? Have you ever eaten/made soup? Which flavours have you tried? What do you know about pumpkins? Have you visited a pumpkin patch or carved a pumpkin? Do you know what bagpipes and a banjo is? How are these played? What noise do they make? Have you ever had to say sorry? Have you had to forgive someone? Have you ever lost something?

Personal, Social & Emotional

We are continuing to develop our responsiveness and helpfulness by tidying up after ourselves.

We say: "Choose it, use it, put it away!"



Phonics

We will be learning:

h helicopter b bear f flamingo



l lollipop



Play this game at home:

<https://www.phonicsbloom.com/uk/game/match-cards?phase=2>

Read at least 3 x per week with your child - log on Boom Reader!





Physical Development


We are developing our finger dexterity and hand strength.

HOME LEARNING:

Use Autumnal loose parts to practice forming letters in sand/ salt or oats!



Pronunciation phrase	Initial/end sounds: What's in the box?	New GPC and mnemonic	Formation phrase
Open your mouth and breathe out sharply h h h	hat hammer house helicopter	h helicopter 	Down, up and over the helicopter.
Put your lips together and say b as you open them b b b	ball bus bird bear	b bear 	Down bear's back, up and round its tummy.
Open your lips a little, put your teeth on your bottom lip and push the air out to make the sound fffff	fish frog flower flamingo	f flamingo 	Down the flamingo to its foot and across its wings.
Open your mouth a little, put your tongue up to the top of your mouth behind your teeth and press lll lll	leaf lips lemon lollipop	l lollipop 	Down the lollipop stick.



Cut these out!
You could go for a sound walk at home and find things in your house that begin with these sounds.
Post your pictures on Tapestry for us to see 😊

h helicopter 
b bear 
f flamingo 
l lollipop 